

CITIZENS' GUIDE TO LOCAL UNIT FINANCES - Brooklyn - Jackson

	<u>2011</u>	<u>2012</u>	<u>2013</u>	<u>2014</u>	<u>2015</u>	<u>Per capita information</u>	
						<u>2014</u>	<u>2015</u>
Statement Of Revenue & Expense							
All governmental funds							
Revenues							
Taxes	397,723	388,126	379,158	371,853	360,758	310	299
Licenses & Permits	19,186	21,882	12,087	5,956	1,708	5	1
Federal Government	-	-	-	-	-	-	-
State Government	182,353	11,684,225	177,131	191,948	218,402	160	181
Local Contributions	-	-	-	-	-	-	-
Charges for Services	70,464	192,679	182,930	237,799	206,376	198	171
Fines & Forfeitures	1,700	93	46	61	225	0	0
Interest & Rents	32,831	115,744	19,269	27,231	30,307	23	25
Other Revenues	116,999	171,414	154,581	475,195	648,388	396	538
Total Revenues	821,256	12,574,165	925,202	1,310,043	1,466,164	1,093	1,216
Expenditures							
General Government	172,950	381,520	247,744	225,709	245,342	188	203
Police & Fire	20,000	27,339	21,350	15,694	27,094	13	22
Other Public Safety	31,657	18,411	9,786	9,372	-	8	-
Roads	166,935	215,460	152,545	281,681	350,714	235	291
Other Public Works	245,252	181,173	171,903	189,083	659,279	158	547
Health & Welfare	-	-	-	-	-	-	-
Community/Econ. Development	-	-	-	-	103,767	-	86
Recreation & Culture	19,906	17,970	8,593	5,675	7,957	5	7
Capital Outlay	-	-	-	-	-	-	-
Debt Service	-	-	-	33,476	87,869	28	73
Other Expenditures	174,502	207,171	234,178	482,458	7,285	402	6
Total Expenditures	831,202	1,049,044	846,099	1,243,148	1,489,307	1,037	1,235
Surplus (Shortfall)	(9,946)	11,525,121	79,103	66,895	(23,143)	56	(19)
Financial Position							
All governmental funds							
Nonspendable	277,250	8,312	8,312	4,803	5,267	4	4
Restricted	9,483	325,008	400,645	388,007	397,561	324	330
Committed	389,653	-	-	-	-	-	-
Assigned	-	10,227	10,647	12,230	11,714	10	10
Unassigned	-	371,239	374,279	455,737	461,880	380	383
Total Fund Balance	676,386	714,786	793,883	860,777	876,422	718	727

CITIZENS' GUIDE TO LOCAL UNIT FINANCES - Brooklyn - Jackson

	<u>2011</u>	<u>2012</u>	<u>2013</u>	<u>2014</u>	<u>2015</u>	<u>Per capita information</u>	
						<u>2014</u>	<u>2015</u>
Liabilities not counted on a modified-accrual basis							
Pensions							
<i>Date of actuarial valuation:</i>	12/31/2010	12/31/2011	12/31/2012	12/31/2013	12/31/2014		
Assets	802,336	787,175	752,311	787,175	749,664		
Actuarial Liability	1,118,954	1,206,317	1,224,893	1,206,317	1,082,711		
Unfunded (Overfunded)	316,618	419,142	472,582	419,142	333,047	350	276
Percent funded	72%	65%	61%	65%	69%		
OPEB							
<i>Date of actuarial valuation:</i>	12/31/2010	12/31/2011	12/31/2012	12/31/2013	12/31/2014		
Assets	-	-	-	-	-		
Actuarial Liability	174,401	174,402	35,191	35,191	35,191		
Unfunded	174,401	174,402	35,191	35,191	35,191	29	29
Percent funded	0%	0%	0%	0%	0%		
Sum of All Pension & OPEB Plans							
Assets	802,336	787,175	752,311	787,175	749,664		
Actuarial Liability	1,293,355	1,380,719	1,260,084	1,241,508	1,117,902		
Unfunded	491,019	593,544	507,773	454,333	368,238	379	305
Percent funded	62%	57%	60%	63%	67%		
Debt:							
Bonds & Contracts Payable	279,410	271,581	289,723	237,825	253,408		
Capital Leases	-	-	-	-	56,406		
Other Contractual Debt	2,333,165	2,133,165	2,132,130	1,937,447	2,289,624		
Structured Debt	2,612,575	2,404,746	2,421,853	2,175,272	2,599,438	1,814	2,155
Employee Compensated Absences	24,568	19,754	24,154	14,273	10,525	12	9
Landfill Closure & Postclosure Care	-	-	-	-	-	-	-
Uninsured Losses	-	-	-	-	-	-	-
Other Claims & Contingencies	-	-	-	-	-	-	-
Total Long Term Debt (Excl. Pension & RHC)	2,637,143	2,424,500	2,446,007	2,189,545	2,609,963	1,826	2,164
Population information	1,203	1,203	1,203	1,199	1,206		

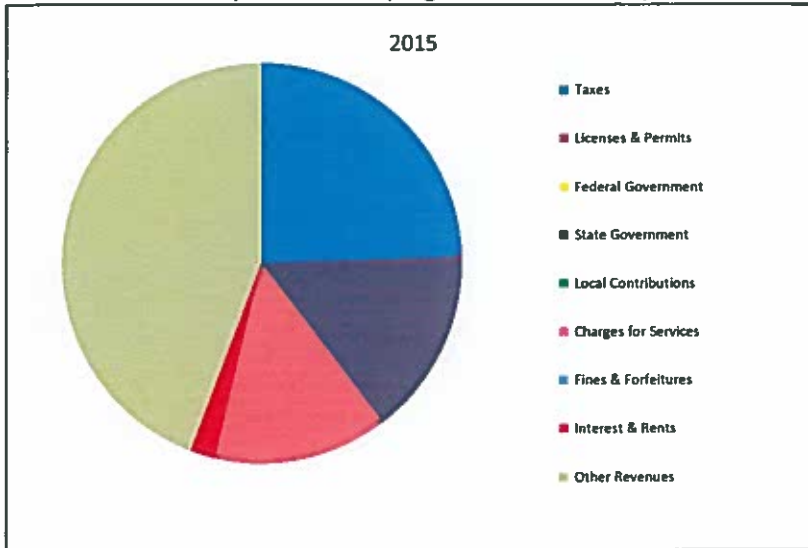
Contact information

Contact Name:
Contact Phone Number:

Jae Guetschow
517-592-2591

CITIZENS' GUIDE TO LOCAL UNIT FINANCES - Brooklyn - Jackson

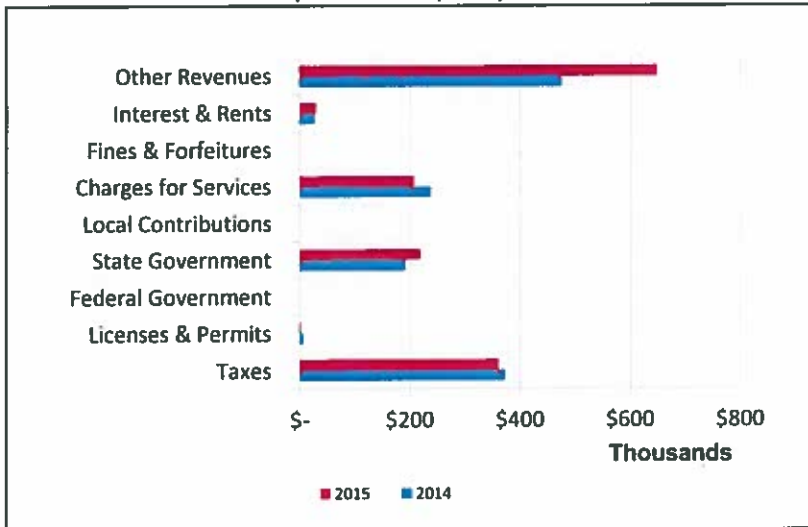
1. Where our money comes from (all governmental funds)



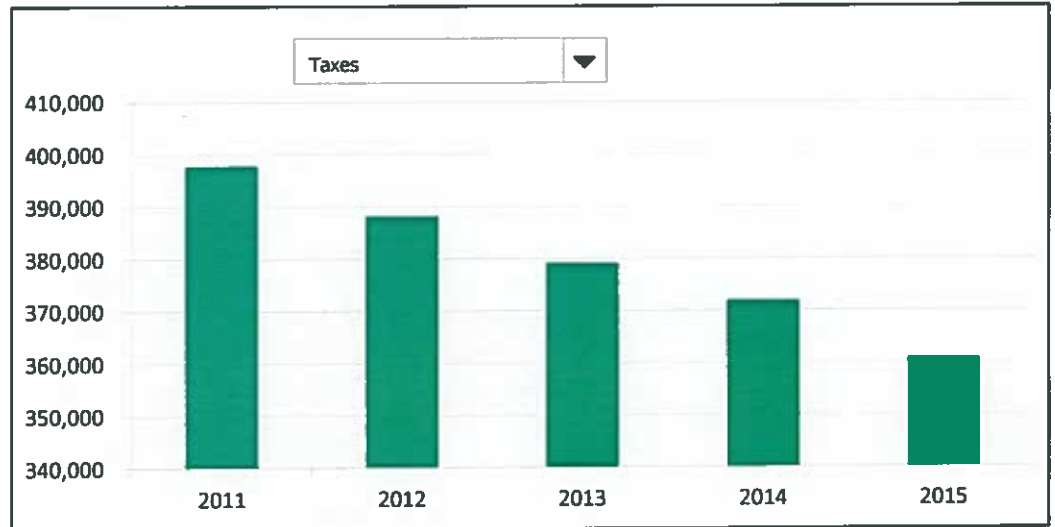
2. Compared to the prior year

	2014	2015	Change
Taxes	\$ 371,853	\$ 360,758	-2.98%
Licenses & Permits	\$ 5,956	\$ 1,708	-71.32%
Federal Government	\$ -	\$ -	N/A
State Government	\$ 191,948	\$ 218,402	13.78%
Local Contributions	\$ -	\$ -	N/A
Charges for Services	\$ 237,799	\$ 206,376	-13.21%
Fines & Forfeitures	\$ 61	\$ 225	268.85%
Interest & Rents	\$ 27,231	\$ 30,307	11.30%
Other Revenues	\$ 475,195	\$ 648,388	36.45%
Total Revenues	\$ 1,310,043	\$ 1,466,164	11.92%

3. Revenue sources - compared to the prior year



4. Historical trends of individual sources

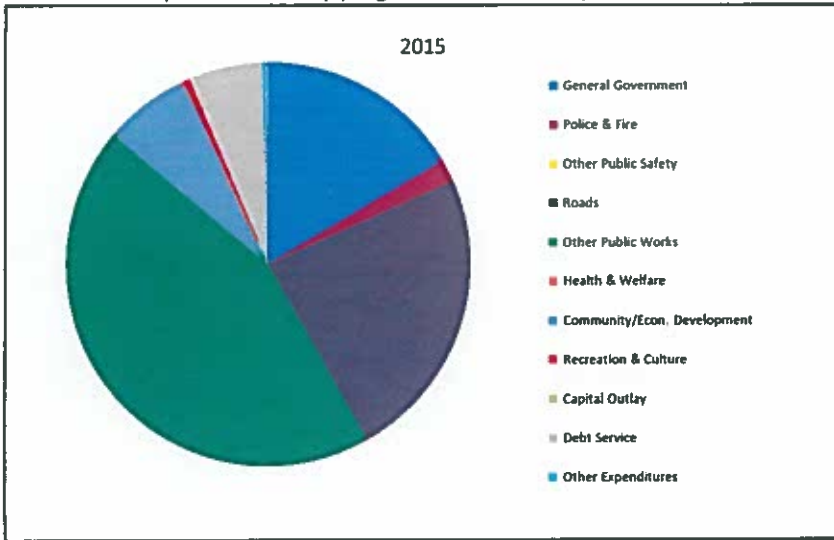


Commentary:

For more information on our unit's finances, contact Jae Guetschow at 517-592-2591.

CITIZENS' GUIDE TO LOCAL UNIT FINANCES - Brooklyn - Jackson

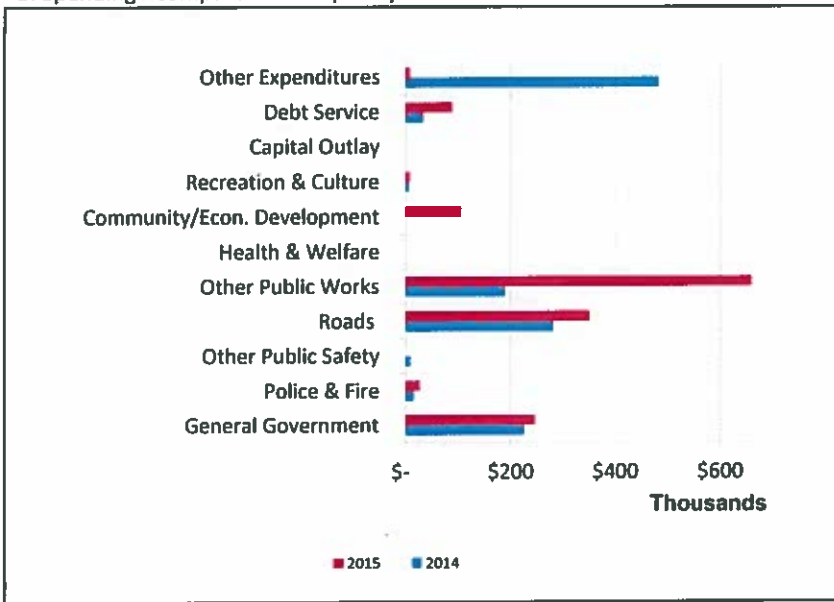
1. Where we spend our money (all governmental funds)



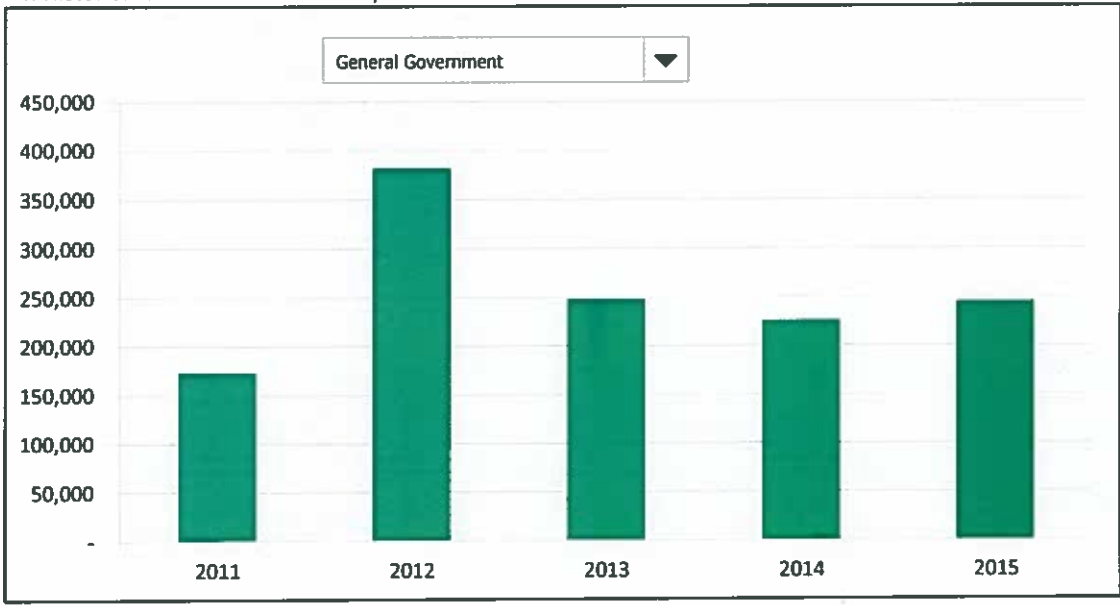
2. Compared to the prior year

	2014	2015	Change
General Government	\$ 225,709	\$ 245,342	8.70%
Police & Fire	\$ 15,694	\$ 27,094	72.64%
Other Public Safety	\$ 9,372	\$ -	-100.00%
Roads	\$ 281,681	\$ 350,714	24.51%
Other Public Works	\$ 189,083	\$ 659,279	248.67%
Health & Welfare	\$ -	\$ -	N/A
Community/Econ. Development	\$ -	\$ 103,767	N/A
Recreation & Culture	\$ 5,675	\$ 7,957	40.21%
Capital Outlay	\$ -	\$ -	N/A
Debt Service	\$ 33,476	\$ 87,869	162.48%
Other Expenditures	\$ 482,458	\$ 7,285	-98.49%
Total Expenditures	\$ 1,243,148	\$ 1,489,307	19.80%

3. Spending - compared to the prior year



4. Historical trends of individual departments:

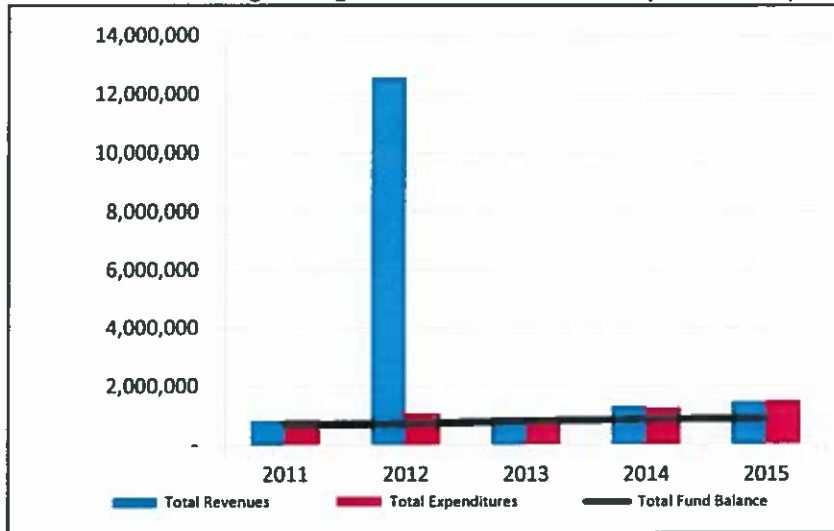


Commentary:

For more information on our unit's finances, contact Jae Guetschow at 517-592-2591.

CITIZENS' GUIDE TO LOCAL UNIT FINANCES - Brooklyn - Jackson

1. How have we managed our governmental fund resources (fund balance)

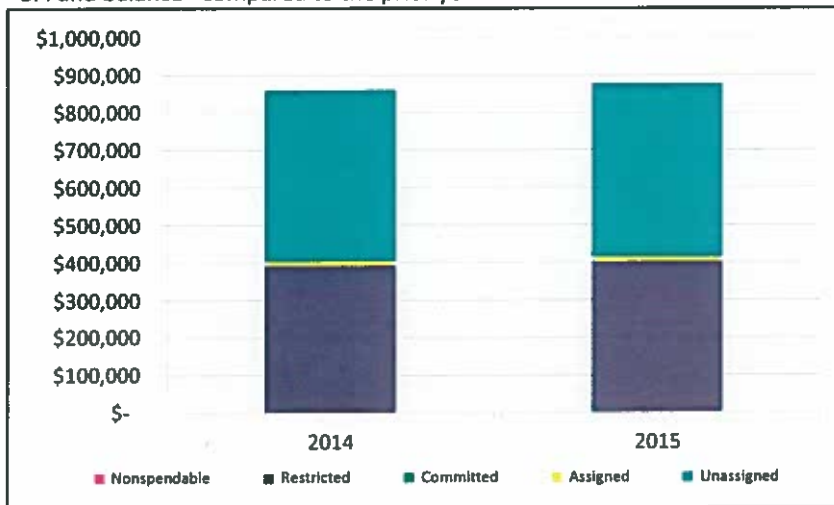


2. Compared to the prior year

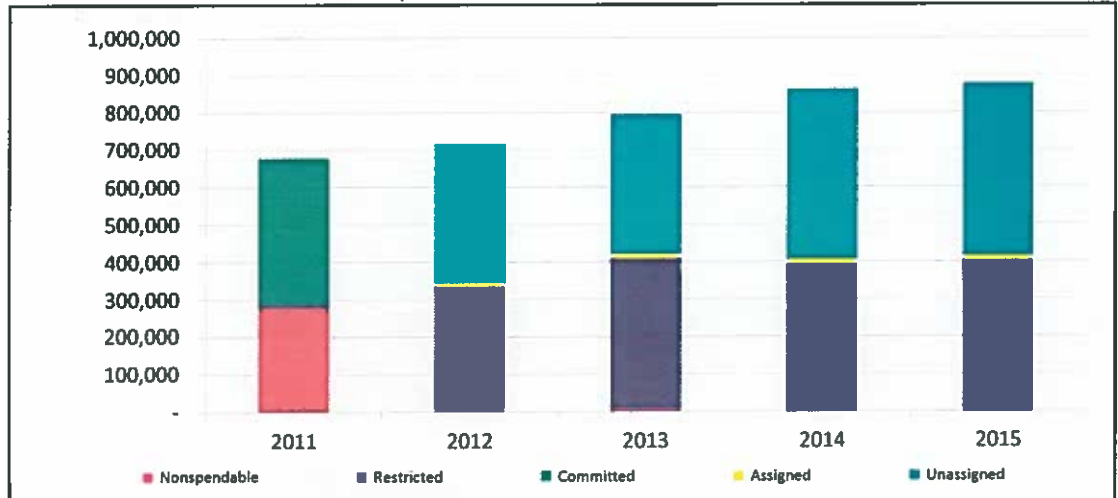
	2014	2015	Change
Revenues	\$ 1,310,043	\$ 1,466,164	11.92%
Expenditures	\$ 1,243,148	\$ 1,489,307	19.80%
Surplus (Shortfall)	\$ 66,895	\$ (23,143)	-134.60%

Fund balance, by component:	2014	2015	Change
Nonspendable	\$ 4,803	\$ 5,267	9.66%
Restricted	\$ 388,007	\$ 397,561	2.46%
Committed	\$ -	\$ -	N/A
Assigned	\$ 12,230	\$ 11,714	-4.22%
Unassigned	\$ 455,737	\$ 461,880	1.35%
Total Fund Balance	\$ 860,777	\$ 876,422	1.82%

3. Fund balance - compared to the prior year



4. Historical trends of individual components

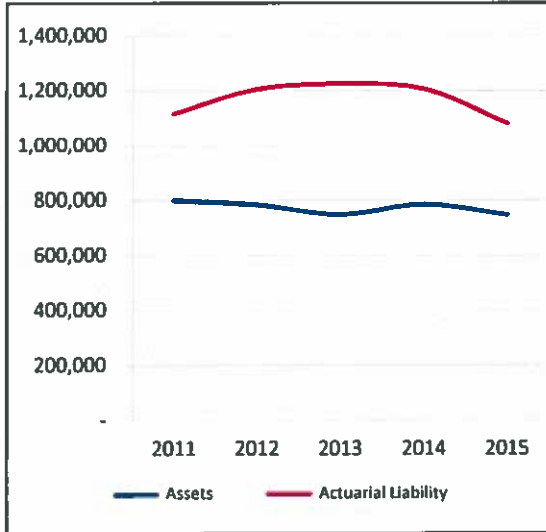


Commentary:

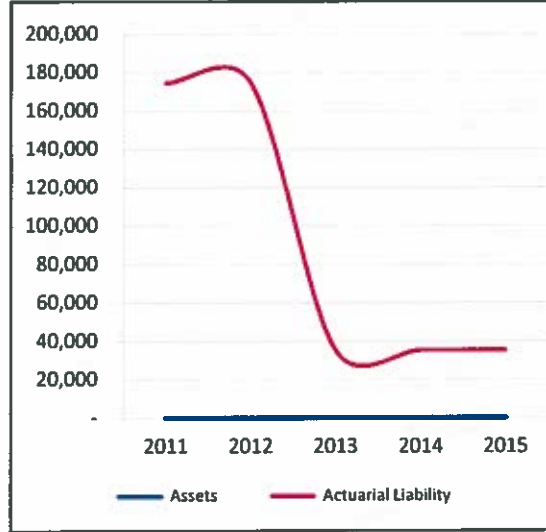
For more information on our unit's finances, contact Jae Guetschow at 517-592-2591.

CITIZENS' GUIDE TO LOCAL UNIT FINANCES - Brooklyn - Jackson

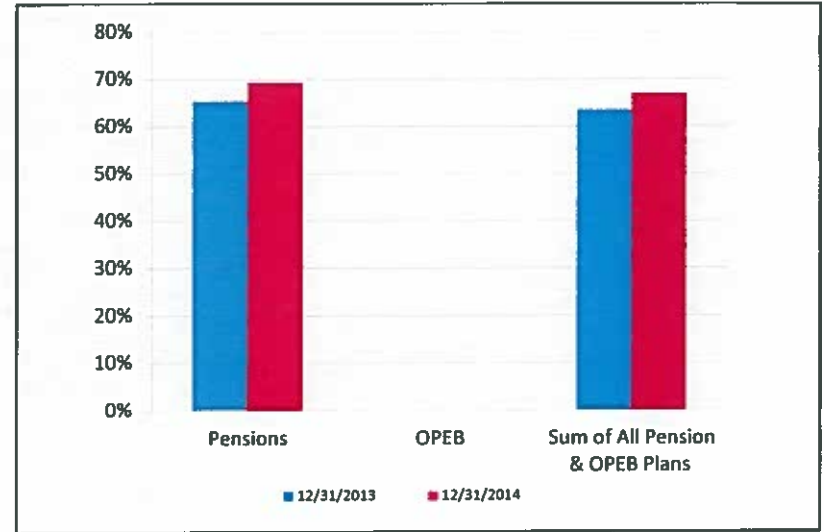
1. Pension funding status



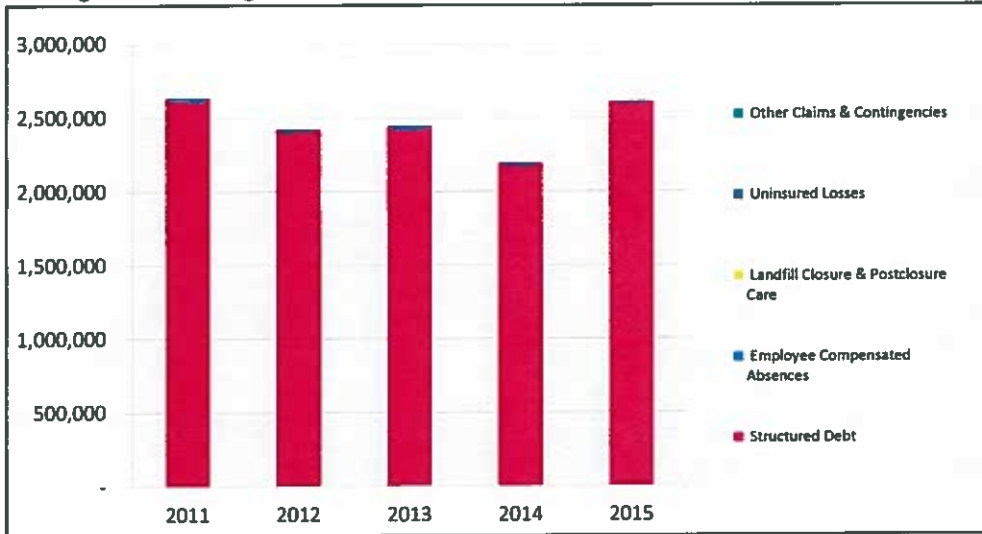
2. Retiree Health care funding status



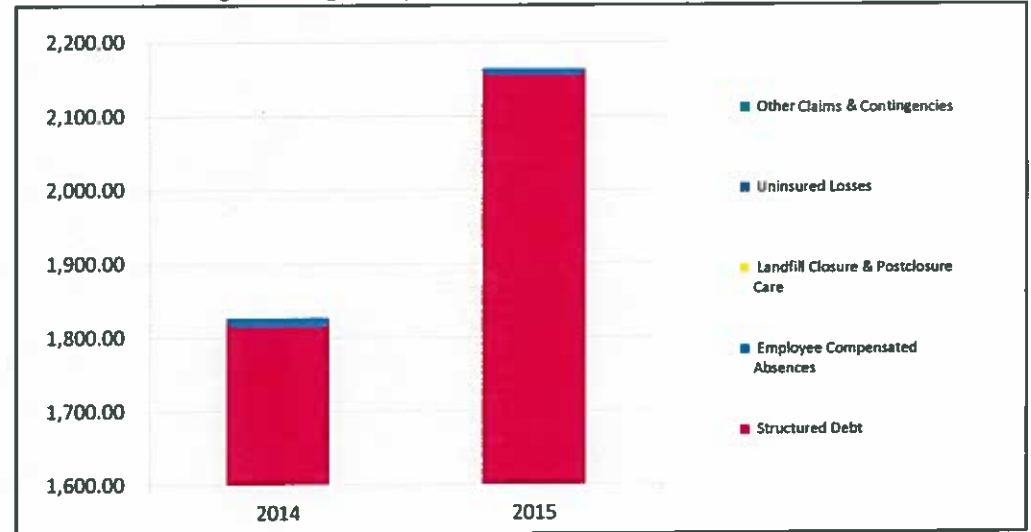
3. Percent funded - compared to the prior year



4. Long Term Debt obligations:



5. Debt & other long term obligations per capita - compared to the prior year



Commentary:

For more information on our unit's finances, contact Jae Guetschow at 517-592-2591.

F-65 line	Description	Aggregation	2011	2012	2013	2014	2015
	All Governmental Funds (col. A & b)						
	REVENUES						
101	Property taxes	Taxes	397,723	388,126	379,158	371,853	360,758
102	Tax reverted property	Taxes	-	-	-	-	-
103	Commercial facilities tax	Taxes	-	-	-	-	-
104	Trailer taxes	Taxes	-	-	-	-	-
105	Hotel/ motel tax	Taxes	-	-	-	-	-
106	Industrial facilities tax	Taxes	-	-	-	-	-
107	Income tax	Taxes	-	-	-	-	-
108	Business licenses & permits	Licenses & Permits	11,336	11,267	1,350	1,722	-
109	Non-business licenses & permits	Licenses & Permits	7,850	10,616	10,737	4,234	1,708
110	Federal govt. grants - general government	Federal Government	-	-	-	-	-
111	Federal govt. grants - public safety	Federal Government	-	-	-	-	-
112	Federal govt. grants - streets & highways	Federal Government	-	-	-	-	-
113	Federal govt. grants - sanitation	Federal Government	-	-	-	-	-
114	Federal govt. grants - health and/or hospitals	Federal Government	-	-	-	-	-
115	Federal govt. grants - welfare	Federal Government	-	-	-	-	-
116	Federal govt. grants - culture & recreation	Federal Government	-	-	-	-	-
117	Federal govt. grants - housing & community development	Federal Government	-	-	-	-	-
118	Federal govt. grants - water	Federal Government	-	-	-	-	-
119	Federal govt. grants - electric	Federal Government	-	-	-	-	-
120	Federal govt. grants - transit	Federal Government	-	-	-	-	-
121	Federal govt. grants - other	Federal Government	-	-	-	-	-
122	State revenue sharing	State Government	93,781	11,676,225	85,001	106,092	115,112
123	State aid - general government	State Government	-	-	-	-	-
124	State payment in lieu of taxes	State Government	-	8,000	-	-	-
125	State swamp and land taxes	State Government	-	-	-	-	-
126	State aid - public safety	State Government	-	-	-	-	-
127	State pass-thru of act 51(Streets)	State Government	88,572	-	92,130	85,856	103,290
128	State aid - streets & bridges	State Government	-	-	-	-	-
129	State aid - sanitation	State Government	-	-	-	-	-
130	State aid - health and/or hospitals	State Government	-	-	-	-	-
131	State aid - welfare	State Government	-	-	-	-	-
132	State aid - culture & recreation	State Government	-	-	-	-	-
133	State aid - housing & community development	State Government	-	-	-	-	-
134	State aid - water	State Government	-	-	-	-	-
135	State aid - electric	State Government	-	-	-	-	-
136	State aid - transit	State Government	-	-	-	-	-
137	State aid - other	State Government	-	-	-	-	-
138	Local donations - general government	Local Contributions	-	-	-	-	-
139	Local donations - public safety	Local Contributions	-	-	-	-	-
140	Local donations - streets & highways	Local Contributions	-	-	-	-	-
141	Local donations - sanitation	Local Contributions	-	-	-	-	-
142	Local donations - health and/or hospitals	Local Contributions	-	-	-	-	-
143	Local donations - welfare	Local Contributions	-	-	-	-	-
144	Local donations - culture & recreation	Local Contributions	-	-	-	-	-
145	Local donations - housing & community development	Local Contributions	-	-	-	-	-
146	Local donations - Gas, water, electric	Local Contributions	-	-	-	-	-
147	Local donations - transit	Local Contributions	-	-	-	-	-
148	Local donations - other	Local Contributions	-	-	-	-	-
149	Court-ordered fees and charges	Charges for Services	-	-	-	-	-

F-65 line	Description	Aggregation	2011	2012	2013	2014	2015
150	Statutory court fees & charges	Charges for Services	-	-	-	-	-
151	Clerk's office charges	Charges for Services	-	450	1,990	150	-
152	Election charges	Charges for Services	-	-	-	-	-
153	Register of Deeds fees	Charges for Services	-	-	-	-	-
154	All other statutory fees	Charges for Services	-	1,885	-	-	-
155	Fire run charges	Charges for Services	-	-	-	-	-
156	Police fees	Charges for Services	-	-	-	-	-
157	Other charges for services	Charges for Services	70,464	190,174	180,877	237,649	206,376
158	Parks and recreation fees	Charges for Services	-	-	-	-	-
159	Parking fees	Charges for Services	-	-	-	-	-
160	All other fees	Charges for Services	-	170	63	-	-
161	Fines, penalties & forfeits	Fines & Forfeitures	1,700	93	46	61	225
162	interest & dividends	Interest & Rents	3,891	2,726	2,174	1,731	30,307
163	Rents & royalties	Interest & Rents	28,940	113,018	17,095	25,500	-
164	Misc. other revenue	Other Revenues	14,439	-	18,656	57,328	6,639
165	Special assessments	Other Revenues	-	-	-	-	-
166	Sale of fixed assets	Other Revenues	-	-	-	37,867	-
167	Contributions	Other Revenues	-	305	-	-	-
168	Ambulance services	Other Revenues	-	-	-	-	-
169	Other refunds & rebates	Other Revenues	1,750	1,521	-	-	-
170	Debt issuance	Other Revenues	-	-	-	-	630,000
171	Extraordinary/ Special items	Other Revenues	-	28,889	-	-	(130,000)
172	Interfund transfers In	Other Revenues	100,810	140,700	135,925	380,000	141,749
	EXPENDITURES						
201	Legislative	General Government	33,646	13,521	15,044	9,187	245,342
202	Judicial	General Government	-	-	-	-	-
203	Chief executive	General Government	87,152	-	-	84,919	-
204	Treasurer	General Government	38,426	26,230	-	26,800	-
205	Assessing	General Government	-	-	-	-	-
206	Clerk	General Government	13,726	5,749	2,335	6,005	-
207	Elections	General Government	-	-	-	-	-
208	Finance	General Government	-	92,737	107,536	-	-
209	Building & grounds	General Government	-	168,376	122,829	98,798	-
210	All other gen gov.	General government	-	74,908	-	-	-
211	Police	Police & Fire	10,000	-	-	-	-
212	Fire	Police & Fire	10,000	-	-	-	-
213	Combined public safety	Police & Fire	-	27,339	21,350	15,694	27,094
214	Dispatch (if separate)	Police & Fire	-	-	-	-	-
215	Jail	Police & Fire	-	-	-	-	-
216	Building regulations	Other Public Safety	19,614	18,411	9,786	9,372	-
217	Other public safety	Other Public Safety	12,043	-	-	-	-
218	DPW	Other Public Works	175,887	56,918	45,772	34,319	659,279
219	Roads & bridges	Roads	166,935	215,460	152,545	281,681	350,714
220	Trash disposal & landfilling	Other Public Works	-	-	-	-	-
221	Water & sewer	Other Public Works	69,365	-	-	-	-
222	Electricity	Other Public Works	-	-	-	-	-

F-65 line	Description	Aggregation	2011	2012	2013	2014	2015
223	Airports	Other Public Works	-	-	-	-	-
224	Public transportation	Other Public Works	-	-	-	-	-
225	Water (separate fund)	Other Public Works	-	-	-	-	-
226	Other public works	Other Public Works	-	124,255	126,131	154,764	-
227	Health dept.	Health & Welfare	-	-	-	-	-
228	Alcoholism & substance abuse	Health & Welfare	-	-	-	-	-
229	Hospital	Health & Welfare	-	-	-	-	-
230	Medical examiner	Health & Welfare	-	-	-	-	-
231	Mental health	Health & Welfare	-	-	-	-	-
232	Ambulance	Health & Welfare	-	-	-	-	-
233	Child care	Health & Welfare	-	-	-	-	-
234	Human services	Health & Welfare	-	-	-	-	-
235	Area agency on aging	Health & Welfare	-	-	-	-	-
236	Veterans' programs	Health & Welfare	-	-	-	-	-
237	Other health & welfare	Health & Welfare	-	-	-	-	-
238	Public housing	Community/Econ. Development	-	-	-	-	-
239	Planning & zoning	Community/Econ. Development	-	-	-	-	-
240	Economic development	Community/Econ. Development	-	-	-	-	103,767
241	Oher community development	Community/Econ. Development	-	-	-	-	-
242	Parks & recreation	Recreation & Culture	19,906	17,970	8,593	5,675	7,957
243	Library	Recreation & Culture	-	-	-	-	-
244	Other cultural activities	Recreation & Culture	-	-	-	-	-
245	Fringe benefits not directly allocated to departments	Other Expenditures	73,692	66,447	98,253	102,458	-
246	Capital outlay	Capital Outlay	-	-	-	-	-
247	Debt service	Debt Service	-	-	-	33,476	87,869
248	Interfund transfers out	Other Expenditures	100,810	140,700	135,925	380,000	-
249	Extraordinary/ Special items	Other Expenditures	-	24	-	-	7,285
	FUND BALANCE						
531	Nonspendable	Nonspendable	277,250	8,312	8,312	4,803	5,267
532	Restricted	Restricted	9,483	325,008	400,645	388,007	397,561
533	Committed	Committed	389,653	-	-	-	-
534	Assigned	Assigned		10,227	10,647	12,230	11,714
535	Unassigned	Unassigned		371,239	374,279	455,737	461,880

This sheet has been protected with no password

Unlocked cells have conditional formatting set so that when they are blank, they are colored yellow.

Performance Dashboard

Local Unit Name: Village of Brooklyn

Local Unit Code: 383010

	2013	2014	Trend	Performance
Fiscal Stability				
Annual General Fund expenditures per capita	\$206	\$188	↓-8.6%	Positive
Fund Balance as % of annual General Fund expenditures	320.4%	381.4%	19.0%	Positive
Unfunded pension & OPEB liability, as a % of annual General Fund revenue	85%	57%	-33.3%	Positive
Debt burden per capita	\$241	\$198	-17.6%	Positive
Percentage of road funding provided by the General Fund	0.0%	39.5%	#DIV/0!	#DIV/0!
Ratio of pensioners to employees	0.67	0.67	0.0%	Neutral
Number of services delivered via cooperative venture	6	6	0.0%	Neutral
Economic Strength				
% of community with access to high speed broadband	100%	100%	0.0%	Neutral
% of community age 25+ with Bachelor's degree or higher	22%	22%	0.0%	Neutral
Average age of critical infrastructure (years)	-	-	#DIV/0!	#DIV/0!
Public Safety				
Violent crimes per thousand	-	-	#DIV/0!	#DIV/0!
Property crimes per thousand	-	-	#DIV/0!	#DIV/0!
Traffic injuries or fatalities	-	-	#DIV/0!	#DIV/0!
Quality of Life				
Miles of sidewalks and non-motorized paths/trails as a factor of total miles of local/major roads & streets	0.17	0.17	0.0%	Neutral
Percent of General Fund expenditures committed to arts, culture and recreation	3.9%	3.0%	-23.4%	Neutral
Acres of parks per thousand residents	0.8	0.8	0.3%	Neutral
Percent of community being provided with curbside recycling	91%	100%	9.4%	Positive

Debt Service Report

Local Unit Name: Village of Brooklyn
 Local Unit Code: 383010
 Current Fiscal Year End Date: 6/30/2016

Debt Name: Drinking Water Revolving Fund 1
 Issuance Date: 6/22/2006
 Issuance Amount: \$1,500,000
 Debt Instrument (or Type): Limited Tax GO Bond
 Repayment Source(s): Water Revenue

Years Ending	Principal	Interest	Total
2015	\$ 70,000	\$ \$10,997	\$ 80,997
		\$10,253	10,253
2016	\$ 70,000	\$ \$10,253	\$ 80,253
		\$9,509	9,509
2017	\$ 75,000	\$ \$9,509	\$ 84,509
		\$8,713	8,713
2018	\$ 75,000	\$ \$8,713	\$ 83,713
		\$7,916	7,916
2019	\$ 75,000	\$ \$7,916	\$ 82,916
		\$7,116	7,116
2020	\$ 75,000	\$ \$7,119	\$ 82,119
		\$6,322	6,322
2021	\$ 80,000	\$ \$6,322	\$ 86,322
		\$5,472	5,472
2022	\$ 80,000	\$ \$5,472	\$ 85,472
		\$4,622	4,622
2023	\$ 80,000	\$ \$4,622	\$ 84,622
		\$3,772	3,772
2024	\$ 85,000	\$ \$3,772	\$ 88,772
		\$2,869	2,869
2025	\$ 90,000	\$ \$2,869	\$ 92,869
		\$1,913	1,913
2026	\$ 90,000	\$ \$1,913	\$ 91,913
		\$956	956
2027	\$ 90,000	\$ \$956	\$ 90,956
Totals	\$ 1,035,000	\$ 149,866	\$ 1,184,866

Debt Service Report

Local Unit Name: Village of Brooklyn
 Local Unit Code: 383010
 Current Fiscal Year End Date: 6/30/2016

Debt Name: Drinking Water Revolving Fund 2
 Issuance Date: 12/14/2006
 Issuance Amount: \$328,165
 Debt Instrument (or Type): Limited Tax GO Bond
 Repayment Source(s): Water Revenue

Years Ending	Principal	Interest	Total
2015	\$ 15,000	\$ \$2,212	\$ 17,052
		\$2,052	2,052
2016	\$ 15,000	\$ \$2,052	\$ 16,893
		\$1,893	1,893
2017	\$ 15,000	\$ \$1,893	\$ 16,734
		\$1,734	1,734
2018	\$ 15,000	\$ \$1,734	\$ 16,574
		\$1,574	1,574
2019	\$ 15,000	\$ \$1,574	\$ 16,415
		\$1,415	1,415
2020	\$ 15,000	\$ \$1,415	\$ 16,256
		\$1,256	1,256
2021	\$ 15,000	\$ \$1,256	\$ 16,096
		\$1,096	1,096
2022	\$ 20,000	\$ \$1,096	\$ 20,884
		\$884	884
2023	\$ 20,000	\$ \$884	\$ 20,671
		\$671	671
2024	\$ 20,000	\$ \$671	\$ 20,459
		\$459	459
2025	\$ 20,000	\$ \$459	\$ 20,246
		\$246	246
2026	\$ 23,165	\$ \$246	\$ 51,937
Totals	\$ 208,165	\$ 28,772	\$ 263,497

Debt Service Report

Local Unit Name: Village of Brooklyn
Local Unit Code: 383010
Current Fiscal Year End Date: 6/30/2016

Debt Name: Jackson Cunty
Issuance Date: 12/1/1996
Issuance Amount: \$1,500,000
Debt Instrument (or Type): Limited Tax GO Bond
Repayment Source(s): Sewer Revenues

Years Ending	Principal	Interest	Total
2015	\$ 150,000	\$ \$1,063	\$ 156,938
		\$6,938	6,938
2016	\$ 150,000	\$ \$6,938	\$ 151,893
		\$1,893	3,188
2017		\$3,188	16,832
Totals	\$ 300,000	\$ 16,832	\$ 300,000

Debt Service Report

Local Unit Name: Village of Brooklyn
Local Unit Code: 383010
Current Fiscal Year End Date: 6/30/2016

Debt Name: State of Michigan
Issuance Date: 10/14/2008
Issuance Amount: \$228,965
Debt Instrument (or Type): Brownfield Redevelopment Loan
Repayment Source(s): General Fund and Tax Capture

Years Ending	Principal	Interest	Total
2015	\$ 18,816	\$ \$4,121	\$ 22,936
2016	\$ 19,192	\$ \$3,744	\$ 22,936
2017	\$ 19,576	\$ \$3,360	\$ 22,936
2018	\$ 19,968	\$ \$2,969	\$ 22,936
2019	\$ 20,367	\$ \$2,570	\$ 22,936
2020	\$ 20,774	\$ \$2,162	\$ 22,936
2021	\$ 21,190	\$ \$1,747	\$ 22,936
2022	\$ 21,317	\$ \$1,323	\$ 22,639
2023	\$ 22,046	\$ \$891	\$ 22,936
2024	\$ 22,490	\$ \$450	\$ 22,939
Totals	\$ 205,735	\$ 23,336	\$ 229,070

Debt Service Report

Local Unit Name: Village of Brooklyn
 Local Unit Code: 383010
 Current Fiscal Year End Date: 6/30/2016

Debt Name: DPW Facilities
 Issuance Date: 8/14/2014
 Issuance Amount: \$630,000
 Debt Instrument (or Type): Capital Improvement Bond
 Repayment Source(s): All Funds

Years Ending	Principal	Interest	Total
2014	\$	\$	\$
2015	\$ 40,000	\$ 14,392	\$ 54,392
		9,440	9,440
2016	\$ 35,000	\$ 9,440	\$ 44,440
		8,880	8,880
2017	\$ 35,000	\$ 8,880	\$ 43,880
		8,320	8,320
2018	\$ 35,000	\$ 8,320	\$ 43,320
		7,760	7,760
2019	\$ 35,000	\$ 7,760	\$ 42,760
		7,200	7,200
2020	\$ 40,000	\$ 7,200	\$ 47,200
		6,560	6,560
2021	\$ 40,000	\$ 6,560	\$ 46,560
		5,920	5,920
2022	\$ 40,000	\$ 5,920	\$ 45,920
		5,280	5,280
2023	\$ 45,000	\$ 5,280	\$ 50,280
		4,560	4,560
2024	\$ 45,000	\$ 4,560	\$ 49,560
		3,840	3,840
2025	\$ 45,000	\$ 3,840	\$ 48,840
		3,120	3,120
2026	\$ 45,000	\$ 3,120	\$ 48,120
		2,400	2,400
2027	\$ 50,000	\$ 2,400	\$ 52,400
		1,600	1,600
2028	\$ 50,000	\$ 1,600	\$ 51,600
		800	800
2029	\$ 50,000	\$ 800	\$ 50,800
Totals	\$ 630,000	\$ 165,752	\$ 795,752

Projected Budget Report

Local Unit Name:
Local Unit Code:
Current Fiscal Year End Date:
Fund Name:

Village of Brooklyn
383010
6/30/2016
General Fund

REVENUES	Current Year Budget	Percentage Change	Year 2 Budget	Assumptions
Property Taxes	\$ 212,280	1 %	\$ 214,403	1% rate increase
Other Taxes	\$ 41,529	1 %	\$ 41,944	1% rate increase
State Revenue Sharing	\$ 95,948	- %	\$ 95,948	No increase
Fines & Fees	\$ -	- %	\$ -	
Licenses & Permits	\$ 1,900	1 %	\$ 1,919	1% rate increase
Interest Income	\$ 1,150	1 %	\$ 1,162	1% rate increase
Charges for Service	\$ 155,175	- %	\$ 155,175	1% rate increase
Lease Agreements	\$ 28,644	1 %	\$ 28,930	1% rate increase
Other Revenues	\$ 56,225	(18) %	\$ 46,105	Less sale of property
Interfund Transfers (In)	\$ -	%	\$ -	
Total Revenues	\$ 592,851		\$ 585,586	
EXPENDITURES				
General Government	\$ 114,417	1 %	\$ 115,561	1% rate increase
Police and Fire	\$ 20,000	- %	\$ 20,000	
Code Enforcement	\$ 6,881	- %	\$ 6,881	
Equipment Rental	\$ 37,510	1 %	\$ 37,885	1% rate increase
Other Public Works	\$ 58,375	1 %	\$ 58,959	1% rate increase
Recreation & Culture	\$ 4,600	- %	\$ 4,600	1% rate increase
Capital Outlay	\$ -	%	\$ -	
Debt Service	\$ 46,946	140 %	\$ 112,670	New debt service for DPW facilities
Contracted Services	\$ 32,434	1 %	\$ 32,758	1% rate increase
Payroll	\$ 220,277	2 %	\$ 223,581	Approved wage increase
Other Expenditures	\$ 3,135	1 %	\$ 3,166	1% rate increase
Interfund Transfers (Out)	\$ -	%	\$ -	
Total Expenditures	\$ 544,575		\$ 616,062	
Net Revenues (Expenditures)	\$ 48,276		\$ (30,477)	
Beginning Fund Balance	\$ 481,231		\$ 529,507	
Ending Fund Balance	\$ 529,507		\$ 499,030	

Commentary: